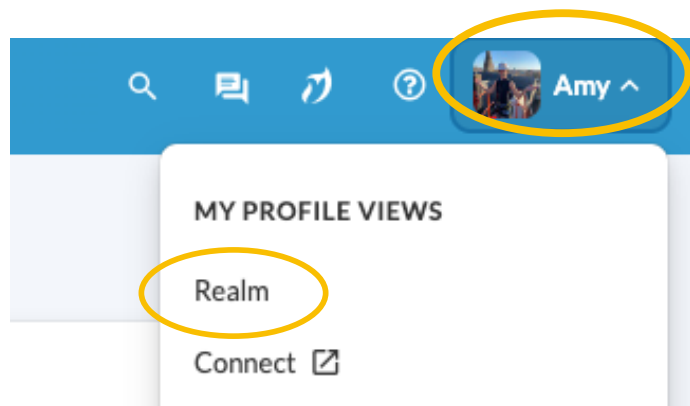
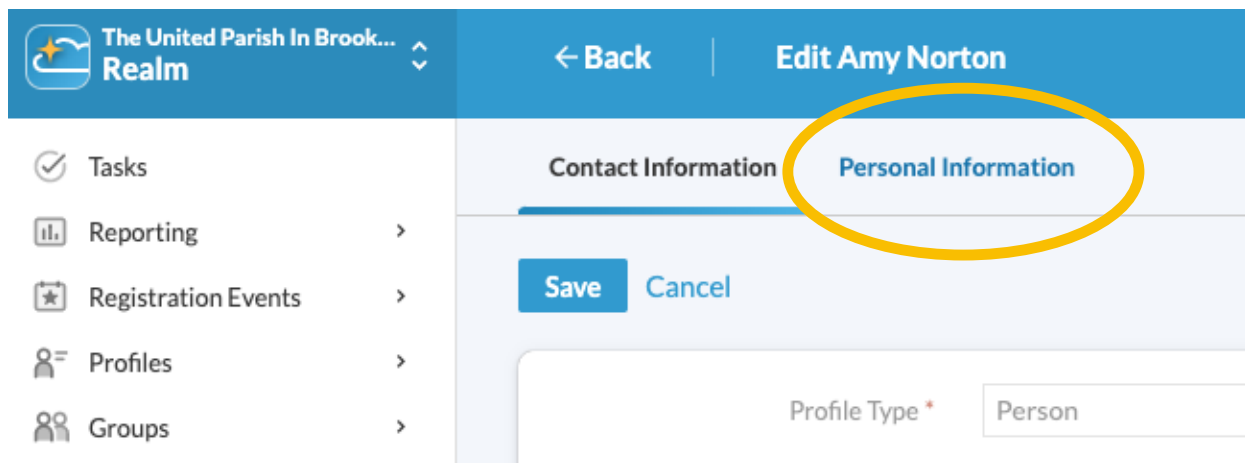
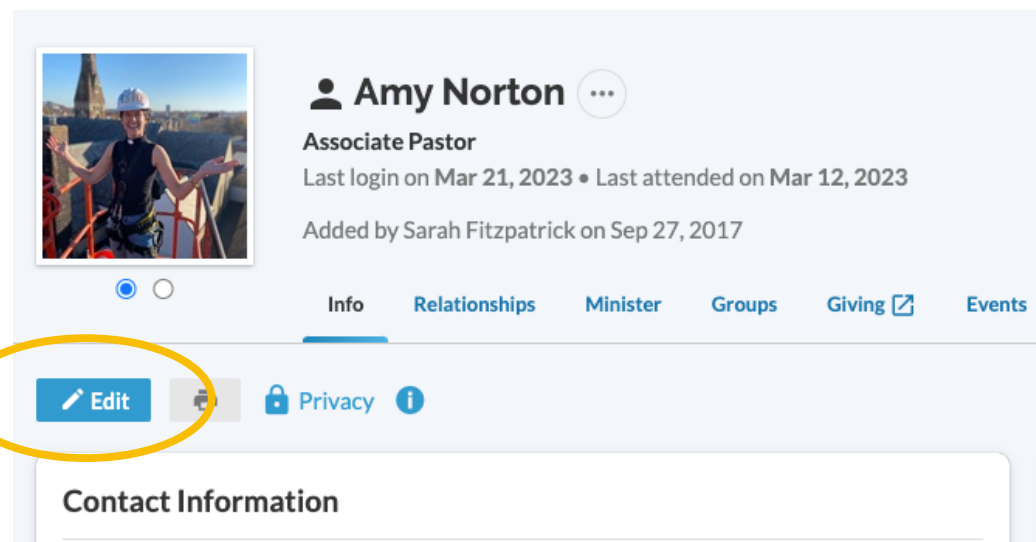


Making your Time/Talent Pledge on the Realm Website



Step 1: Click on your profile picture in the upper right of your screen, and select "Realm" under the dropdown menu

Step 2: Click the blue "Edit" box on the left side of your screen



Step 3: In the menu on the top, click "Personal Information"

Step 4: Scroll down to "Skills",
and select any skills that apply to
you

BASICS LEADERS & G

Birthday 12/21/1989

Gender Female

Marital Status

Allergies

Skills

Interests Select all

Accounting

Automobiles

Building

Cleaning

Coaching

Communicating

[Add new item...](#)

DETAILS

Family Position *

Member Status

Active or Inactive

Capital Campaign Ack

Church

Step 5: Select any interests that
apply to you

BASICS LEADERS & G

Birthday 12/21/1989

Gender Female

Marital Status

Allergies

Skills

Interests

Select all

Adult Education Ministry

Building Ministry

Children's Ministry

Financial ministry

Food Hospitality

Hearts & Hands

[Add new item...](#)

DETAILS

Family Position *

Member Status

Active or Inactive

Capital Campaign Ack

Church

Data Form

Contact Information Personal Information

Save Cancel

BASICS LEADERS & GROUP

Birthday 12/21/1989

Gender Female

Marital Status

Allergies

Skills

Interests

Step 6: Click "save" in the upper
left corner

Congratulations, you did it!